

This comprehensive Planning Guide provides you with the framework and tools to achieve your desired design outcome with Fisher & Paykel appliances. In this guide, you will find a range of conceptual, detailed and dimensional product information to bring your ideas to life and create spaces that truly reflect your vision.

CONTENTS

CONCEPT DESIGN	PAGE	DEVELOPED AND DETAILED DESIGN	PAGE
Specification Guides		Data Sheet	
Oven	4	Oven	7

The models shown in this Planning Guide may not be available in all markets and are subject to change at any time. Product specifications may vary from those shown. This Planning Guide should not be used as installation guidance for any product. Further information is required to safely and correctly install the products featured here. Specific installation guidance will be available on our website fisherpaykel.com

SPECIFICATION GUIDE



OVERVIEW

This Series 5 Contemporary style oven features a spacious 85L capacity in a stainless steel finish. It includes seven functions, such as Bake or Grill, with AeroTech™ technology for even heat distribution. Designed for versatile cooking with six shelf positions.

PRODUCTS

OB60SC7CEX3
60cm Series 5 Contemporary Oven 7 Function

SERIES & STYLE

Series 5
Contemporary

FEATURES

- ① Stainless Steel finish to match our Contemporary style appliances
- ② Generous 85L capacity
- ③ Seven oven functions including Classic Bake, Fan Forced and Grill
- ④ AeroTech™ technology for even heat circulation
- ⑤ The CoolTouch door with triple glazing and a cooling system ensures it's safe to touch from the outside
- ⑥ Designed for multi shelf cooking with 6 shelf positions

ACCESSORIES

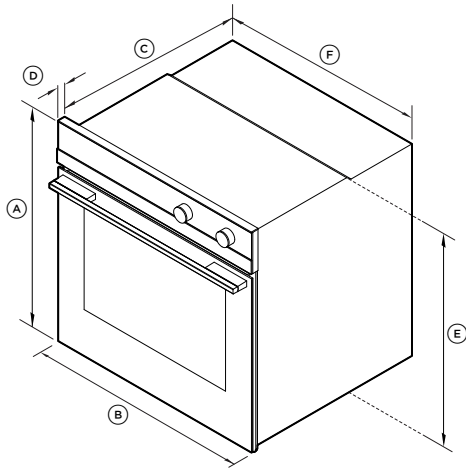
- ① Telescopic Clip-On Runners
- ② Step Down Wire Shelf
- ③ Wire Shelf
- ④ Flat Brushed Baking Tray
- ⑤ Roasting Dish
- ⑥ Chrome Side Ladders

The models shown in this Planning Guide may not be available in all markets and are subject to change at any time. Product specifications may vary from those shown. This Planning Guide should not be used as installation guidance for any product. Further information is required to safely and correctly install the products featured here. Specific installation guidance will be available on our website fisherpaykel.com

SPECIFICATIONS

Model No.	OB60SC7CEX3
Dimensions	H 598mm W 597mm D 565mm
Total Oven Capacity	85L
Weight	
Packaged	45kg
Unpackaged	32kg
Electrical	
Supply	220-240 V, 60 Hz
Service	15 A

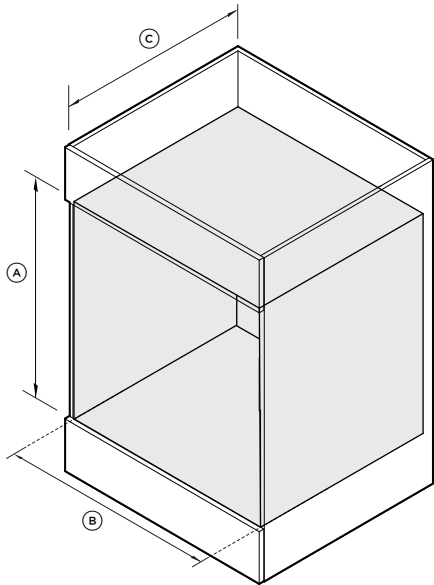
PRODUCT DIMENSIONS



ISO VIEW

	mm
Ⓐ Overall height	598
Ⓑ Overall width	597
Ⓒ Depth of chassis	545
Ⓓ Thickness of oven control panel (excl. handle, trim and dials)	20
Ⓔ Height of chassis	575
Ⓕ Width of chassis	556
Depth of oven door when fully open (measured from front of control panel)	466

CAVITY DIMENSIONS: STANDARD INSTALLATION

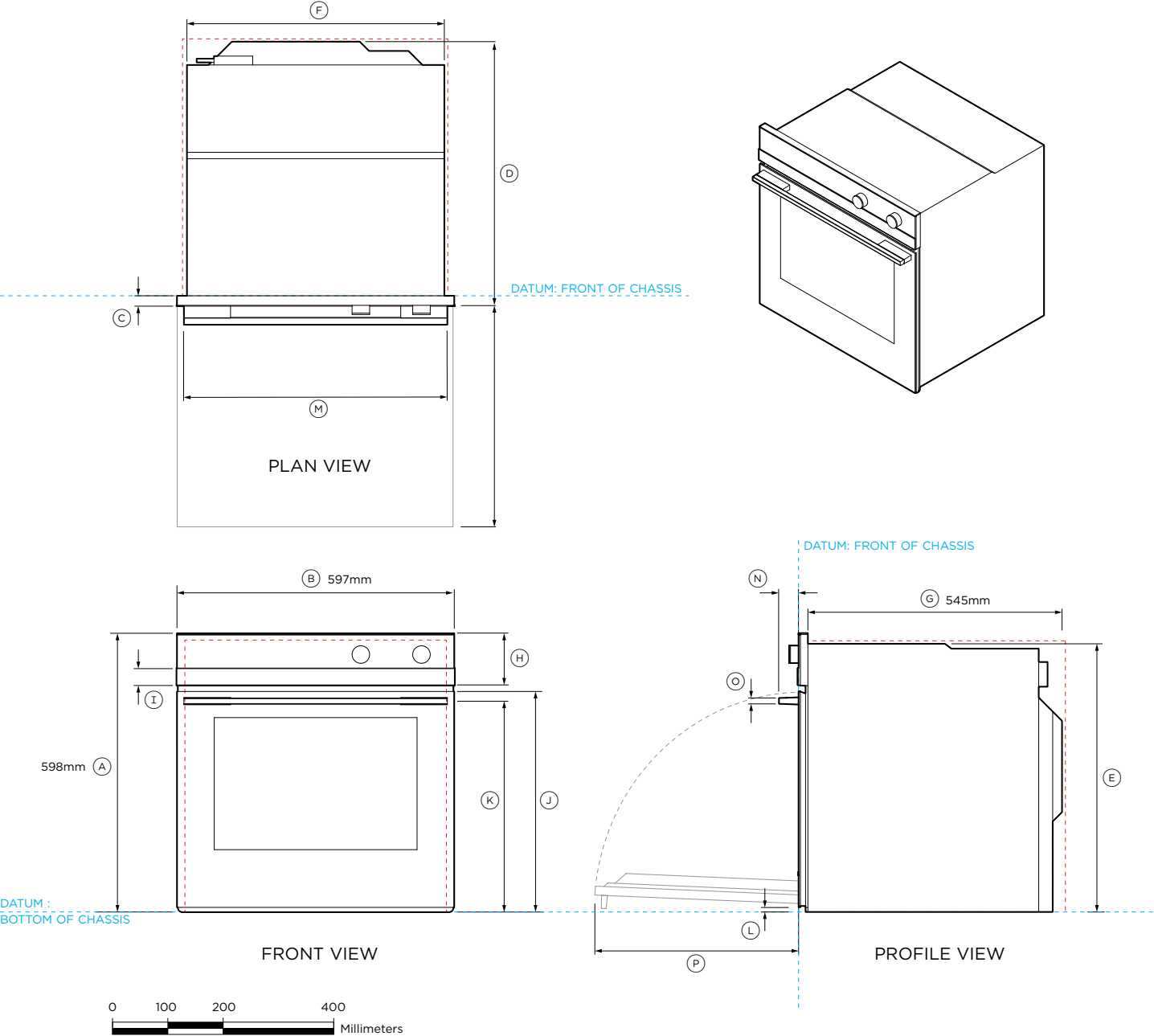


ISO VIEW

	mm
Ⓐ Minimum inside height of cavity	580
Ⓑ Minimum inside width of cavity	560
Ⓒ Minimum inside depth of cavity	550

The models shown in this Planning Guide may not be available in all markets and are subject to change at any time. Product specifications may vary from those shown. This Planning Guide should not be used as installation guidance for any product. Further information is required to safely and correctly install the products featured here. Specific installation guidance will be available on our website fisherpaykel.com

DATA SHEET



Model no:

Oven, 60cm - OB60SC7CEX3

Product Dimensions	mm
A Overall height of product	598
B Overall width of product	597
C Depth of control panel (excludes handle, front trim and dial)	20
D Depth of chassis and control panel (excludes handle, front trim and dial)	562
E Height of chassis	575
F Width of chassis	556
G Depth of chassis	545
H Height of control panel	112
I Height of trim on control panel	38
J Height from bottom datum to top of oven door	473
K Height from bottom datum to centerline of handle	453
L Height from bottom datum to bottom of door	10
M Width of handle	565
N Depth of handle	42
O Thickness of handle	16
P Depth of door when open (measured from front of door)	466

Minimum Clearances - Flush Installation	mm
Minimum inside height of cavity	580
Minimum inside width of cavity	560
Minimum inside depth of cavity*	550
Minimum clearance above oven control panel to upper cabinetry front panel or appliance	2
Minimum clearance between bottom of oven chassis to lower cabinetry front panel or appliance	2

*Measured from front of control panel.

Note: For full installation and clearance details please refer to our installation manual.

INDICATES PRODUCT DATUM -----
INDICATES CABINETRY CLEARANCES -----

IMPORTANT NOTE: Throughout this guide, dimensions may vary by ±2mm (1/16"). Please read the Installation Guide for detailed information on installing the product. For full installation instructions visit fisherpaykel.com

