

46cm Series 11 Integrated Column Freezer, Ice

Series 11 | Integrated

Panel Ready | Left hinge



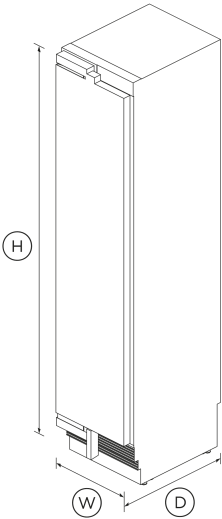
<p>Install it separately or pair with another Column for true design freedom – this model is left hinge with stainless steel interior.</p>

- ActiveSmart technology helps keep food fresher for longer by constantly maintaining the ideal temperature
- Variable Temperature Zone lets you change a compartment to Freeze, Soft Freeze or Deep Freeze for optimal storage
- Internal ice maker with boost for busy times

- Customise with your own kitchen cabinetry or purchase our stainless steel door panel accessory

DIMENSIONS

Height	2134 mm
Width	451 mm
Depth	610 mm



FEATURES & BENEFITS

Variable temperature zones

There's more than one way to freeze food, and different freezing temperatures and techniques affect food care – and your levels of convenience – in different ways. Optimal freezing is a question of what you're storing, how fresh it is, and when you plan to consume it. Change a compartment to Soft Freeze to enjoy maximum everyday convenience, or to Freeze Mode or Deep Freeze Mode to retain natural goodness for future use.

DEEP FREEZE MODE

Deep freezing (-25°C) allows food to be stored for months or even years with temperatures that halt bacterial activity. Freezing food quickly is the key to protecting quality and retaining nutrients, so they are not lost when defrosting.

Mix & match

Integrated Column Refrigeration gives you the freedom to mix and match. Different sized Column Fridges and Freezers can be installed separately or paired. Finish them with our stainless steel door panels or customise to match your own kitchen cabinetry.

Clever Energy

Our ActiveSmart Foodcare Refrigerator Freezers adapt to daily use by cooling and defrosting only when needed. This means your refrigerator uses the energy it needs without compromising on food care.

Appealing illumination

Bright LEDs light up each ceiling, shelves, bins and trays in both refrigerator and freezer, making it easy to find your food and creating a welcoming glow in your kitchen for those midnight snacks.

Design Quality

The premium design and quality finish includes a steel interior lining as well as full-extension metal shelf runners for easy access, and robust glass shelving.

Easy Install

Integrated Column Refrigerators and Freezers have been developed to make their installation easy. The joiner kit is included when pairing refrigerators and freezers. All models come with front adjustable levelling feet and they've been designed to easily slide into place as separate units.

SPECIFICATIONS

Accessories (included)

Joiner kitAJ-RS21LR

Accessories (sold separately)

Door panel stainless steel Left hinge 457mm	RD4621L10D
Door panel stainless steel Left hinge 457mm	RD4621L10D
Door panel stainless steel Right hinge 457mm	RD4621R10D
Handle kit Classic	AHCLRDSF
Handle kit Contemporary round, aluminium	AHSRDSF
Handle kit Contemporary square fine, aluminium	AHD5RDSF
Handle kit Contemporary square fine, black	AHD5RDSFB
Handle kit Professional round flush	AHP3RDSF
Joiner kit	AJ-RS21LR
Toe kick stainless steel 1067mm	AKRS10710
Toe kick stainless steel 1220mm	AKRS12210
Toe kick stainless steel 1676mm	AKRS16810
Toe kick stainless steel 1828mm	AKRS18310
Toe kick stainless steel 457mm	AKRS04610
Water filter replacement	847200 - FWC3

Capacity

Total gross capacity	242 L
Volume	220 L
Volume freezer	220 L

Consumption

Energy rating	Grade 1
---------------	---------

Features

Adjustable door shelves	4
Adjustable glass cantilevered shelves	•
Adjustable glass shelves	3
SmartTouch interface at counter height	•
Water Filter	847200

Freezer Features

Automatic ice maker	•
Bottle chill	•
Door alarm	•
Fast freeze	•
Freezer bins	4
Ice Boost	•
LED bin lighting	•
LED ceiling lighting	•
LED side lighting	•
SmartTouch interface at counter height	•

Installation Dimensions

Minimum inside width of cabinetry frame	457 mm
Minimum internal depth of cabinetry	635 mm
Minimum internal height of cabinetry	2134 mm

Performance

ActiveSmart™ Foodcare	•
Adaptive defrost	•
Dual evaporator	•
Frost free	•
Frost free freezer	•
Inverter controlled compressor	•
Noise emissions	42 dBA
Noise emissions class	D
Sabbath mode	•
Variable food modes	Soft freeze; Freeze; Deep Freeze
Variable temperature zones	2

Power requirements

Rated current	10 A
Supply frequency	50 Hz
Supply voltage	230 V

Product dimensions

Depth	610 mm
Height	2134 mm
Width	451 mm


Product information


Packaged weight	118 kg
Unpackaged weight	100 kg

SKU	25677
-----	-------

The product dimensions and specifications in this page apply to the specific product and model. Under our policy of continuous improvement, these dimensions and specifications may change at any time. You should therefore check with Fisher & Paykel’s Customer Care Centre to ensure this page correctly describes the model currently available. © Fisher & Paykel Appliances Ltd 2020

Other product downloads available at fisherpaykel.com

- ↓ 2D-DWG Freezer
- ↓ 2D-DWG Freezer
- ↓ 2D-DWG Freezer
- ↓ 2D-DXF Freezer
- ↓ 2D-DXF Freezer
- ↓ 2D-DXF Freezer
- ↓ Energy Label
- ↓ Water Filter Replacement Instructions - Parts 847200 and 847201 - EN
- ↓ Installation Guide Toe Kick
- ↓ Water Filter Replacement Instructions - Parts 847200 and 847201 - ZH
- ↓  ZH
- ↓ Revit Integrated Column Freezer
- ↓ Rhino Integrated Column Freezer
- ↓ Rhino Integrated Column Freezer with Door Panel and Contemporary Round Handle

- ↓ Rhino Integrated Column Freezer with Door Panel and Contemporary Square Handle
- ↓ Restriction of Hazardous Substances
- ↓ Sketchup Integrated Column Freezer
- ↓ Sketchup Integrated Column Freezer with Door Panel and Contemporary Round Handle
- ↓ Sketchup Integrated Column Freezer with Door Panel and Contemporary Square Handle
- ↓  ZH

Where applicable:

All appliances use energy, and energy usage typically generates carbon emissions. **Fisher & Paykel Appliances’ In-use Energy Carbon Emissions Estimate** indicates carbon emissions from a product’s in-use energy. This is calculated either annually or per cycle, using the product’s market-specific energy label energy consumption data multiplied by the carbon emissions factor for energy in your country or region.

Our In-use Energy Carbon Emissions Estimate is designed to assist customers in making informed purchasing decisions when comparing different Fisher & Paykel products. For example, a heat pump dryer typically has a lower In-use Energy Carbon Emissions Estimate than a vented dryer.