

60cm Series 9 Integrated Refrigerator Freezer, Ice & Water

Series 9 | Integrated

Panel Ready | Right Hinge



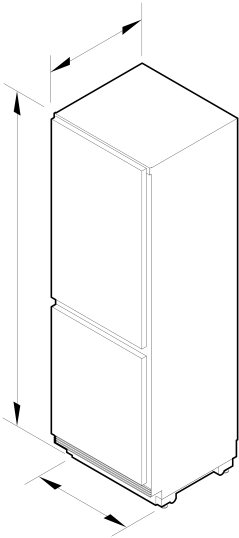
A slim profile, perfect for compact kitchens, or pair with other Integrated models for generous chilled and frozen storage.

- Flush fit design with 4mm gaps and custom height installation
- Convenient access to fresh, chilled water and ice with internal water dispenser and ice maker
- Customise with your own kitchen cabinetry or purchase our stainless steel door panel accessory

- Easy-to-use touch-control panel and Wi-Fi capability

DIMENSIONS

Height	1870 mm
Width	592 mm
Depth	576 mm



FEATURES & BENEFITS

Perfect Fit

These models fit flush, with only 4mm gaps around them and no visible hinges or grilles. Our Integrated models can be seamlessly hidden behind your cabinetry, or you can purchase our stainless steel door panel.

Internal Water Dispenser And Ice Maker

Both the water dispenser and ice maker are located inside this Integrated model, leaving an uninterrupted exterior that blends in seamlessly with surrounding cabinetry. The slimline water dispenser is flush fit in order to maximise internal storage space, with a temperature-controlled flow and an angled water delivery to reduce drips and spills.

Mix & Match

These modular refrigerators and freezers can be mixed and matched, with different sizes and finishes. Installed side by side or individually throughout the kitchen, you can create a cooling solution to suit your lifestyle. Customise with your own kitchen cabinetry and handles, or purchase our stainless steel door panel and handle options.

Clever Energy

ActiveSmart™ Foodcare learns how you live. It is technology that understands how you use your refrigerator and adjusts temperature, airflow and humidity inside to help keep food fresher for longer.

Flexible Storage

Designed to make it simple for you to store, access and remove food, this refrigerator includes LED-lit adjustable cantilevered shelving and full extension bins in the freezer.

Simple Installation

Our Integrated products are easy to install, whether you are renovating your kitchen or designing a new one. Adjustable front and rear feet allow for uneven floors alongside adjustable door panels that can be customised to match your kitchen. These models are designed to easily slide into place as separate units – a perfect fit for European design kitchens.

Ease Of Use

Using the intuitive touch-sensitive control panel, you can easily adjust the temperature to suit. Beautiful to use, the door is family safe with a soft-close mechanism.

SPECIFICATIONS


Accessories (included)	
Hinge change (from right hinge to left hinge)	•
Accessories (sold separately)	
Door panel set stainless steel	Right hinge RD6019BR, Left hinge RD6019BL
Handle kit Classic	AHCLRDB
Handle kit Contemporary round, aluminium	AHSRDB19
Handle kit Contemporary square fine, aluminium	AHD5RDB19
Handle kit Contemporary square fine, black	AHD5RDB19B
Joiner kit	AJRS19LR
Toe kick stainless steel 1200mm	AKRS12010
Toe kick stainless steel 1800mm	AKRS18010
Toe kick stainless steel 600mm	AKRS06010
Water filter replacement	847200 - FWC3
Capacity	
Total gross capacity	328 L
Volume	303 L
Volume freezer	123 L
Volume refrigerator	180 L
Consumption	
Energy usage	0.72kWh/24h


Features	
Adjustable door shelves	4
Adjustable glass cantilevered shelves	•
Covered door shelves	1
Door alarm	•
Internal water dispenser	•
LED bin lighting	•
LED ceiling lighting	•
LED side lighting	•
SmartTouch control panel	•
Stackable bottle holders	2
Water tank capacity	1 L
Freezer Features	
Automatic ice maker	•
Bottle chill	•
Door alarm	•
Fast freeze	•
Freezer bins	3
Ice Boost	•
Ice making rate per day	1 kg
LED bin lighting	•
LED ceiling lighting	•
LED side lighting	•
Installation Dimensions	
Minimum inside width of cabinetry frame	600 mm
Minimum internal depth of cabinetry	600 mm
Minimum internal height of cabinetry	1880 mm

Performance	
ActiveSmart™ Foodcare	•
Adaptive defrost	•
Dual evaporator	•
Frost free	•
Humidity control system	•
Inverter controlled compressor	•
Sabbath mode	•
Power requirements	
Rated current	10 A
Supply frequency	50 Hz
Supply voltage	230 V
Product dimensions	
Depth	576 mm
Height	1870 mm
Width	592 mm
SKU	26215

The product dimensions and specifications in this page apply to the specific product and model. Under our policy of continuous improvement, these dimensions and specifications may change at any time. You should therefore check with Fisher & Paykel's Customer Care Centre to ensure this page correctly describes the model currently available. © Fisher & Paykel Appliances Ltd 2020

Other product downloads available at fisherpaykel.com

- [↓](#) 2D-DWG Integrated Refrigeration - K08 Hinge
- [↓](#) 2D-DWG Refrigerator Freezer
- [↓](#) 2D-DWG Refrigerator Freezer with Custom Panel
- [↓](#) 2D-DXF Integrated Refrigeration - K08 Hinge
- [↓](#) 2D-DXF Integrated Refrigeration - Panel Preparation
- [↓](#) 2D-DXF Refrigerator Freezer
- [↓](#) 2D-DXF Refrigerator Freezer with Custom Panel
- [↓](#) ArchiCAD 23 Refrigerator Freezer
- [↓](#) Declaration of Conformity ZH
- [↓](#) Energy Label ZH
- [↓](#) Installation Guide EN
- [↓](#)  ZH
- [↓](#) Planning Guide EN
- [↓](#) Planning Guide ZH
- [↓](#) Revit 18 Refrigerator Freezer
- [↓](#) Rhino 5 Refrigerator Freezer
- [↓](#) Rhino 5 Refrigerator Freezer with Custom Panel
- [↓](#) Rhino 5 Refrigerator Freezer Door with Classic Round Handle
- [↓](#) Rhino 5 Refrigerator Freezer Door with Contemporary Round Handle
- [↓](#) Rhino 5 Refrigerator Freezer Door with Professional Round Flush Handle
- [↓](#) Rhino 5 Refrigerator Freezer Door with Square Fine Black Handle
- [↓](#) Rhino 5 Refrigerator Freezer Door with Square Fine Handle
- [↓](#) Sketchup 8 Refrigerator Freezer
- [↓](#) Sketchup 8 Refrigerator Freezer with Custom Panel
- [↓](#) Sketchup 8 Refrigerator Freezer Door with Classic Round Handle
- [↓](#) Sketchup 8 Refrigerator Freezer Door with Contemporary Round Handle
- [↓](#) Sketchup 8 Refrigerator Freezer Door with Professional Round Flush Handle
- [↓](#) Sketchup 8 Refrigerator Freezer Door with Square Fine Black Handle

- [↓](#) Sketchup 8 Refrigerator Freezer Door with Square Fine Handle
- [↓](#) User Guide Integrated Refrigeration EN
- [↓](#)  ZH
- [↓](#)

Where applicable:

All appliances use energy, and energy usage typically generates carbon emissions. **Fisher & Paykel Appliances' In-use Energy Carbon Emissions Estimate** indicates carbon emissions from a product's in-use energy. This is calculated either annually or per cycle, using the product's market-specific energy label energy consumption data multiplied by the carbon emissions factor for energy in your country or region.

Our In-use Energy Carbon Emissions Estimate is designed to assist customers in making informed purchasing decisions when comparing different Fisher & Paykel products. For example, a heat pump dryer typically has a lower In-use Energy Carbon Emissions Estimate than a vented dryer.