


# 61cm Series 11 Integrated Column Refrigerator

Series 11 | Integrated

Panel Ready | Left hinge

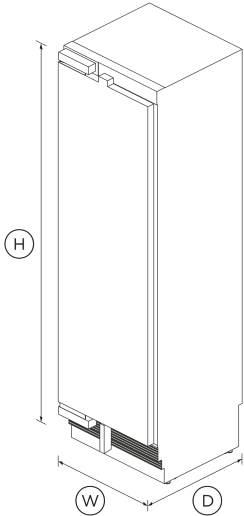


<p>Install it separately or pair with another Column for true design freedom – this model is left hinge with stainless steel interior.</p>

- ActiveSmart technology helps keep food fresher for longer by constantly maintaining the ideal temperature
- Variable Temperature Zone lets you change a compartment to Fridge, Pantry or Chill for optimal storage
- Customise with your own kitchen cabinetry or purchase our stainless steel door panel accessory

## DIMENSIONS

Height	2134 mm
Width	603 mm
Depth	610 mm



## FEATURES & BENEFITS

### Variable Temperature Zones

When it comes to optimal food preservation, one temperature does not fit all. Create the perfect climate for different food and drink types using Variable Temperature Zones. Change a compartment to Fridge, Pantry or Chill Mode for maximum everyday convenience, or change modes for additional capacity when you need it.

### Pantry Mode

Not everything benefits from cold storage. Pantry Mode (11 to 13°C) is the perfect climate to store foods that benefit from a cool, dark place, including bread, many types of fruit, bananas, avocados, tomatoes, nuts, grains and cereals.

### Mix & Match

Integrated Column Refrigeration gives you the freedom to mix and match. Different sized Column Fridges and Freezers can be installed separately or paired. Finish them with our stainless steel door panels or customise to match your own kitchen cabinetry.

### Clever Energy

Our ActiveSmart Foodcare Refrigerator Freezers adapt to daily use by cooling and defrosting only when needed. This means your refrigerator uses the energy it needs without compromising on food care.

### Appealing Illumination

Bright LEDs light up each ceiling, shelves, bins and trays in both refrigerator and freezer, making it easy to find your food and creating a welcoming glow in your kitchen for those midnight snacks.

### Design Quality

The premium design and quality finish includes a steel interior lining as well as full-extension metal shelf runners for easy access, and robust glass shelving.

### Easy Install

Integrated Column Refrigerators and Freezers have been developed to make their installation easy. The joiner kit is included when pairing refrigerators and freezers. All models come with front adjustable levelling feet and they've been designed to easily slide into place as separate units.

## SPECIFICATIONS

Accessories (sold separately)

Handle kit Classic	AHCLRDSF	LED bin lighting	•	Product dimensions	
Handle kit Contemporary round, aluminium	AHSRDSF	LED ceiling lighting	•	Depth	610 mm
Handle kit Contemporary square fine, aluminium	AHD5RDSF	LED side lighting	•	Height	2134 mm
Handle kit Contemporary square fine, black	AHD5RDSFB	Stackable bottle holders	4	Width	603 mm
Handle kit Professional round flush	AHP3RDSF				
Joiner kit	AJ-RS21LR				
Stainless steel door panel	RD6121L10D	Installation Dimensions		Product information	
Toe kick stainless steel 1067mm	AKRS10710	Minimum inside width of cabinetry frame	610 mm	Packaged weight	137 kg
Toe kick stainless steel 1220mm	AKRS12210	Minimum internal depth of cabinetry	635 mm	Unpackaged weight	117 kg
Toe kick stainless steel 1372mm	AKRS13710	Minimum internal height of cabinetry	2134 mm		
Toe kick stainless steel 1828mm	AKRS18310				
Toe kick stainless steel 1981mm	AKRS19810	Performance		SKU	25675
Toe kick stainless steel 610mm	AKRS06110	ActiveSmart™ Foodcare	•		
		Adaptive defrost	•		
		Dual evaporator	•		
		Frost free	•		
		Humidity control system	•		
		Inverter controlled compressor	•		
		Noise emissions	42 dBA		
		Noise emissions class	D		
		Sabbath mode	•		
		Variable temperature zones	2		
Capacity		Power requirements			
Total gross capacity	383 L	Connection power	330W		
Total net volume	351L	Rated current	10 A		
Volume	351 L	Supply frequency	50 Hz		
Volume refrigerator	351 L	Supply voltage	220 - 240 V		
Consumption					
Energy rating	Grade 1				
Features					
Adjustable door shelves	4				
Covered door shelves	1				
Door alarm	•				
Gallon door shelves	1				

The product dimensions and specifications in this page apply to the specific product and model. Under our policy of continuous improvement, these dimensions and specifications may change at any time. You should therefore check with Fisher & Paykel's Customer Care Centre to ensure this page correctly describes the model currently available. © Fisher & Paykel Appliances Ltd 2020

Other product downloads available at [fisherpaykel.com](https://fisherpaykel.com)

↓

Energy Label

↓

Installation Guide Toe Kick

↓

Revit Integrated Column Refrigerator

↓

Rhino Integrated Column Refrigerator

↓

Rhino Integrated Column Refrigerator with Door Panel and Contemporary Round Handle

↓


Rhino Integrated Column Refrigerator with Door Panel and Contemporary Square Handle

↓

Restriction of Hazardous Substances

↓

Sketchup Integrated Column Refrigerator

- ↓ Sketchup Integrated Column Refrigerator with Door Panel and Contemporary Round Handle
- ↓ Sketchup Integrated Column Refrigerator with Door Panel and Contemporary Square Handle
- ↓  ZH

Where applicable:

All appliances use energy, and energy usage typically generates carbon emissions. **Fisher & Paykel Appliances' In-use Energy Carbon Emissions Estimate** indicates carbon emissions from a product's in-use energy. This is calculated either annually or per cycle, using the product's market-specific energy label energy consumption data multiplied by the carbon emissions factor for energy in your country or region.

Our In-use Energy Carbon Emissions Estimate is designed to assist customers in making informed purchasing decisions when comparing different Fisher & Paykel products. For example, a heat pump dryer typically has a lower In-use Energy Carbon Emissions Estimate than a vented dryer.