

60cm Series 9 Integrated Triple Zone Refrigerator

Series 9 | Integrated

Panel Ready | Right Hinge



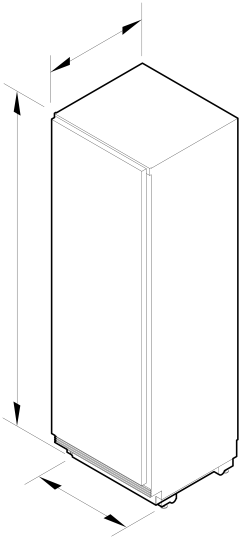
Pair with the Integrated Triple Zone Freezer for the ultimate kitchen solution – this model features three independent food zones taking cooling flexibility to a new level.

- Three independent food zones, each with adjustable temperature to store different foods
- Panel ready, flush fit design with 4mm gaps and custom height installation
- Convenient access to fresh, chilled water with internal water dispenser

- Easy-to-use touch-control panel and Wi-Fi capability

DIMENSIONS

Height	1870 mm
Width	592 mm
Depth	576 mm



FEATURES & BENEFITS

Three Levels Of Freshness

When it comes to optimal food preservation, one temperature does not fit all. Three independent food zones give you full control over the way you care for food. The Fridge zone has adjustable temperature from 1 to 6°C, while the bottom two compartments can be converted into a Fridge (1 to 6°C), Pantry (11 to 13°C) or Chill zone (-1.5 to 0°C), to best suit different types of food. Adjust temperature for everyday convenience, or to provide additional chilling capacity for special occasions.

Perfect Fit

These models fit flush, with only 4mm gaps around them and no visible hinges or grilles. Our Integrated models can be seamlessly hidden behind your cabinetry, or you can purchase our stainless steel door panel.

Mix & Match

These modular refrigerators and freezers can be mixed and matched, with different sizes and finishes. Installed side by side or individually throughout the kitchen, you can create a cooling solution to suit your lifestyle. Customise with your own kitchen cabinetry and handles, or purchase our stainless steel door panel and handle options.

Slimline Water Dispenser

The slimline water dispenser is located inside this Integrated model, leaving an uninterrupted exterior that blends in seamlessly with surrounding cabinetry. The flush fit design maximises internal storage space, with a temperature-controlled flow and an angled water delivery to reduce drips and spills.

Clever Energy

ActiveSmart™ Foodcare learns how you live. It is technology that understands how you use your refrigerator and adjusts temperature, airflow and humidity inside to help keep food fresher for longer.

Simple Installation

Our Integrated products are easy to install, whether you are renovating your kitchen or designing a new one. Adjustable front and rear feet allow for uneven floors alongside adjustable door panels that can be customised to match your kitchen. These models are designed to easily slide into place as separate units – a perfect fit for European design kitchens.

Ease Of Use

Using the intuitive touch-sensitive control panel, you can easily adjust the temperature to suit. Beautiful to use, the refrigerator door is family safe with a soft-close mechanism.

SPECIFICATIONS

Accessories (included)

Hinge change (from right hinge to left hinge)	•
---	---

Accessories (sold separately)

Door panel set stainless steel	Right & Left hinge RD6019
Handle kit Classic	AHCLRDSF
Handle kit Contemporary round, aluminium	AHSRDSF
Handle kit Contemporary square fine, aluminium	AHD5RDSF
Handle kit Contemporary square fine, black	AHD5RDSFB
Joiner kit	AJRS19LR
Toe kick stainless steel 1200mm	AKRS12010
Toe kick stainless steel 1800mm	AKRS18010
Toe kick stainless steel 600mm	AKRS06010
Water filter replacement	847200 - FWC3

Capacity

Total gross capacity	330 L
Volume	306 L
Volume refrigerator	306 L

Features

Adjustable door shelves	4
Adjustable glass cantilevered shelves	•
Covered door shelves	1
Door alarm	•
Internal water dispenser	•
LED bin lighting	•
LED ceiling lighting	•
LED side lighting	•
SmartTouch control panel	•
Stackable bottle holders	2
Water tank capacity	1 L

Installation Dimensions

Minimum inside width of cabinetry frame	600 mm
Minimum internal depth of cabinetry	600 mm
Minimum internal height of cabinetry	1880 mm

Performance

ActiveSmart™ Foodcare	•
Adaptive defrost	•
Frost free	•
Humidity control system	•
Humidity controlled crisper bins	4

Inverter controlled compressor	•
Sabbath mode	•
Triple evaporator	•
Variable food modes	Pantry; Fridge; Chill
Variable temperature zones	3

Power requirements

Amperage	10 A
Supply frequency	50 Hz
Supply voltage	230 V

Product dimensions



Depth	576 mm
Height	1870 mm
Width	592 mm

SKU	26212
-----	-------

The product dimensions and specifications in this page apply to the specific product and model. Under our policy of continuous improvement, these dimensions and specifications may change at any time. You should therefore check with Fisher & Paykel's Customer Care Centre to ensure this page correctly describes the model currently available. © Fisher & Paykel Appliances Ltd 2020

Other product downloads available at fisherpaykel.com

[↓](#) 2D-DWG Integrated Refrigeration - K08 Hinge

- [↓](#) 2D-DWG Refrigerator
- [↓](#) 2D-DWG Refrigerator with Custom Panel
- [↓](#) 2D-DXF Integrated Refrigeration - K08 Hinge
- [↓](#) 2D-DXF Refrigerator
- [↓](#) 2D-DXF Refrigerator with Custom Panel
- [↓](#) 2D-DXF Integrated Refrigeration - Panel Preparation
- [↓](#) Archicad 23 Refrigerator
- [↓](#) Declaration of Conformity ZH
- [↓](#) Energy Label ZH
- [↓](#) Installation Guide EN
- [↓](#)  ZH
- [↓](#) Planning Guide EN
- [↓](#) Planning Guide ZH
- [↓](#) Revit 18 Refrigerator
- [↓](#) Rhino 5 Refrigerator
- [↓](#) Rhino 5 Refrigerator with Custom Panel
- [↓](#) Rhino 5 Refrigerator Door with Classic Round Handle
- [↓](#) Rhino 5 Refrigerator Door with Contemporary Round Handle
- [↓](#) Rhino 5 Refrigerator Door with Professional Round Flush Handle
- [↓](#) Rhino 5 Refrigerator Door with Square Fine Black Handle
- [↓](#) Rhino 5 Refrigerator Door with Square Fine Handle
- [↓](#) Sketchup 8 Refrigerator
- [↓](#) Sketchup 8 Refrigerator with Custom Panel
- [↓](#) Sketchup 8 Refrigerator Door with Classic Round Handle
- [↓](#) Sketchup 8 Refrigerator Door with Contemporary Round Handle
- [↓](#) Sketchup 8 Refrigerator Door with Professional Round Flush Handle
- [↓](#) Sketchup 8 Refrigerator Door with Square Fine Black Handle
- [↓](#) Sketchup 8 Refrigerator Door with Square Fine Handle
- [↓](#) User Guide Integrated Refrigeration EN
- [↓](#)  ZH
- [↓](#)

All appliances use energy, and energy usage typically generates carbon emissions. **Fisher & Paykel Appliances' In-use Energy Carbon Emissions Estimate** indicates carbon emissions from a product's in-use energy. This is calculated either annually or per cycle, using the product's market-specific energy label energy consumption data multiplied by the carbon emissions factor for energy in your country or region.

Our In-use Energy Carbon Emissions Estimate is designed to assist customers in making informed purchasing decisions when comparing different Fisher & Paykel products. For example, a heat pump dryer typically has a lower In-use Energy Carbon Emissions Estimate than a vented dryer.

Where applicable: