

90cm Series 9 Integrated CoolDrawer Multi-temperature Drawer

Series 9 | Integrated

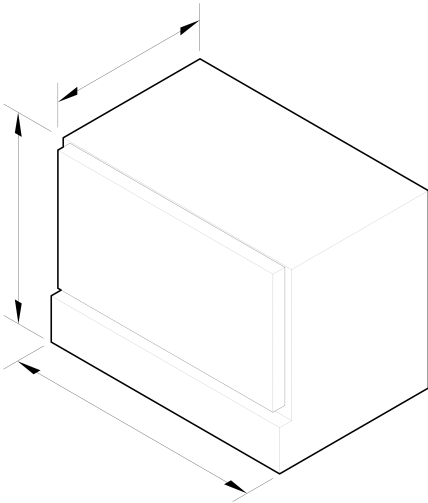
Panel Ready



- Use your CoolDrawer™ as a refrigerator, pantry or freezer with the push of a button. Customise with cabinetry or a stainless steel panel.
- Variable Temperature Zone lets you change between five different food modes – fridge, freezer, pantry, chill and wine
 - Customise with your own kitchen cabinetry or purchase our stainless steel door panel accessory

DIMENSIONS

Height	640 mm
Width	855 mm
Depth	557 mm



FEATURES & BENEFITS

- Fridge**
- The ideal storage for most foods such as fruit, vegetables, dairy products and drinks. The compact upper storage tray is a perfect place for sensitive foods while the tall bin is ideal for large bottles and containers.
- Pantry**
- Designed for foods that require a cool, dark place for storage, such as tropical fruits, tomatoes and cereals.

- Freezer**
- Ideal for general frozen food storage with the added flexibility of three freezer functions - bottle chill, fast freeze and deep freeze. Freezer mode is set at -18°C for longer-term storage of frozen items.
- Wine**
- Wine Mode is ideal for long-term storage of all wine at 12°C, or short-term storage at 7°C for white wine and 15°C for red wine.
- Chill**
- Chill Mode sets the compartment to a temperature ideal for highly perishable meats, poultry and seafood. Chill Mode sets the compartment at -0.5°C, just above the freezing temperature for meat.

SPECIFICATIONS

Accessories (sold separately)	
Door panel set stainless steel	RD9064S
Handle kit Classic	AHCLRD90S
Handle kit Contemporary round, aluminium	AHSRB90S
Handle kit Contemporary square fine, aluminium	AHD5RD90S
Handle kit Contemporary square fine, black	AHD5RD90SB
Handle kit Professional round flush	AHP3RD90S

Capacity	
Total net volume	104L

Consumption	
Energy rating	Grade 1

Energy usage0.59kWh/24h

Features

- Door alarm
- SmartTouch control panel

Freezer Features

Freezer temperature range-5 to -18°C

Performance

Refrigerator temperature range-0.5 to 12°C (including Wine mode)

Power requirements

Connection power186W
Supply voltage220 - 240 V



Product dimensions

Depth557 mm
Height640 mm
Width855 mm

SKU26734

The product dimensions and specifications in this page apply to the specific product and model. Under our policy of continuous improvement, these dimensions and specifications may change at any time. You should therefore check with Fisher & Paykel's Customer Care Centre to ensure this page correctly describes the model currently available. © Fisher & Paykel Appliances Ltd 2020

Other product downloads available at fisherpaykel.com

- ↓ Energy Label CoolDrawer™
- ↓ Installation Guide 
- ↓ Installation Guide - Framed Cabinetry
- ↓ Installation Guide - Frameless Cabinetry
- ↓ Installation Guide - Quick Reference
- ↓ Revit
- ↓ Restriction of Hazardous Substances
- ↓ User Guide 

Where applicable:

All appliances use energy, and energy usage typically generates carbon emissions. **Fisher & Paykel Appliances' In-use Energy Carbon Emissions Estimate** indicates carbon emissions from a product's in-use energy. This is calculated either annually or per cycle, using the product's market-specific energy label energy consumption data multiplied by the carbon emissions factor for energy in your country or region.

Our In-use Energy Carbon Emissions Estimate is designed to assist customers in making informed purchasing decisions when comparing different Fisher & Paykel products. For example, a heat pump dryer typically has a lower In-use Energy Carbon Emissions Estimate than a vented dryer.