

# 490L Series 5 Refrigerator Freezer, Ice & Water

Series 5 | Contemporary

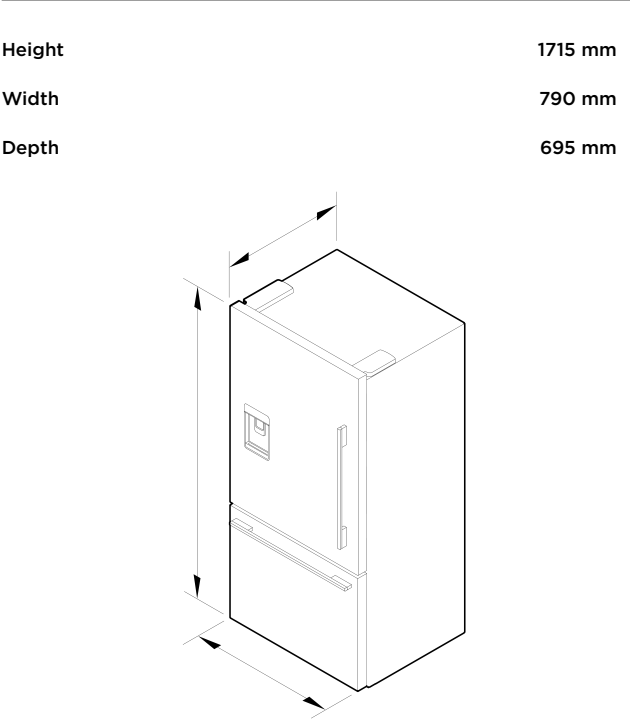
Stainless Steel | Left hinge



With ample storage and a stylish stainless steel finish, for a timeless look.

- ActiveSmart helps keep food fresher for longer
- Spacious bottom freezer with easy-slide internal drawers to separate storage
- Door water dispenser and internal ice maker

## DIMENSIONS



## FEATURES & BENEFITS

### Activesmart Foodcare

Every time you open your refrigerator, the temperature around your food changes. ActiveSmart foodcare adjusts airflow to create a stable temperature, helping your food stay fresher for longer.

### Water Dispenser

The slimline dispenser makes it easy to fill almost any sized jug or vessel with cool filtered water and doesn't take up any storage space in your refrigerator.

### Ice Maker

Fresh ice is always available for you in a dedicated freezer bin. Simply turn it off to free up freezer space or during busy times, you can boost ice production by up to 30%.

### Design Quality

Our refrigerators are designed and built using quality materials. We use real stainless steel, and solid glass for shelving as well as in our wine cabinet doors.

### Easy Cleaning

No more permanent dirty marks with our EZKleen feature for stainless steel refrigerators. Anti-fingerprint coating means you simply wipe clean any marks. Spill-safe secure glass shelves easily capture any drips or leaks.

### Simple Storage

This refrigerator is designed to make it simple for you to store, access and remove food. Storage bins give you full access inside when they're pulled open and can be easily removed to clean. Our flexible shelving also gives you more storage options.

### Clever Energy

Your refrigerator adapts to daily use by cooling and defrosting only when needed. This means it uses only the energy it needs without compromising on food care.

## SPECIFICATIONS

### Capacity

Total net volume	490L
Volume freezer	142 L
Volume refrigerator	348 L




### Consumption

Energy rating	Grade 2
---------------	---------

<b>Features</b>		Humidity control system	•
Adjustable door shelves	4	Inverter controlled compressor	•
Adjustable glass shelves	4	R600a refrigerant	•
Adjustable half width door shelves	2	Sabbath mode	•
Covered door shelves	2		
Door alarm	•	<b>Power requirements</b>	
Front levelling feet	•	Connection power	240W
Full extension runners	•	Supply voltage	220 - 240 V
Full width door shelves	2		
LED lighting	•	<b>Product dimensions</b>	
Rear rollers	•	Depth	695 mm
Single bottle holders	4	Depth (including handles)	735 mm
SmartTouch control panel	•	Height	1715 mm
Ultra slim water dispenser	•	Minimum air clearance - each side	20 mm
		Minimum air clearance - on top	50 mm
		Width	790 mm
<b>Freezer Features</b>		<b>Warranty</b>	
Automatic ice maker	•	Parts and labour	1 year
Bottle chill	•	Sealed system parts only	3 years
Door alarm	•		
Fast freeze	•		
Ice bin and scoop	•		
Ice Boost	•		
Large plastic bins	•		
Small plastic bins	•		
		SKU	25463
<b>Performance</b>			
ActiveSmart™ Foodcare	•		
Adaptive defrost	•		
Frost free freezer	•		

The product dimensions and specifications in this page apply to the specific product and model. Under our policy of continuous improvement, these dimensions and specifications may change at any time. You should therefore check with Fisher & Paykel's Customer Care Centre to ensure this page correctly describes the model currently available. © Fisher & Paykel Appliances Ltd 2020

Other product downloads available at [fisherpaykel.com](https://fisherpaykel.com)

- [↓](#) Service & Warranty
- [↓](#) Installation Guide 
- [↓](#) Water Filter Replacement Instructions - Parts 847200 and 847201 - EN
- [↓](#) Installation Guide
- [↓](#) Water Filter Replacement Instructions - Parts 847200 and 847201 - ZH
- [↓](#)  ZH
- [↓](#) Revit
- [↓](#) User Guide 
- [↓](#) User Guide
- [↓](#) Installation & User Guide Refrigerator

Where applicable:

All appliances use energy, and energy usage typically generates carbon emissions. **Fisher & Paykel Appliances' In-use Energy Carbon Emissions Estimate** indicates carbon emissions from a product's in-use energy. This is calculated either annually or per cycle, using the product's market-specific energy label energy consumption data multiplied by the carbon emissions factor for energy in your country or region.

Our In-use Energy Carbon Emissions Estimate is designed to assist customers in making informed purchasing decisions when comparing different Fisher & Paykel products. For example, a heat pump dryer typically has a lower In-use Energy Carbon Emissions Estimate than a vented dryer.