

60cm Series 9 Integrated Triple Zone Freezer, Ice

Series 9 | Integrated

Panel Ready | Left hinge



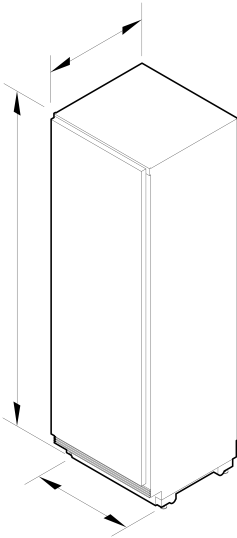
Pair with the Integrated Triple Zone Refrigerator for the ultimate kitchen solution – this model features three independent food zones taking cooling flexibility to a new level.

- Three independent food zones, each with adjustable temperature to store different foods
- Panel ready, flush fit design with 4mm gaps and custom height installation
- Internal ice maker with boost for busy times

- Easy-to-use touch-control panel and Wi-Fi capability

DIMENSIONS

Height	1870 mm
Width	592 mm
Depth	576 mm



FEATURES & BENEFITS

Three Levels Of Freshness

When it comes to optimal food preservation, one temperature does not fit all. Three independent food zones give you full control over the way you care for food. The Freezer zone has adjustable temperature from -21°C to -14°C, while the top two compartments can be converted into a Chill (-1.5°C to 0°C), Soft-Freeze (-10°C to -8°C) or Freezer zone (-21°C to -14°C), to best suit different types of food. Adjust temperature for everyday convenience, or to provide additional chilling capacity for special occasions.

Perfect Fit

These models fit flush, with only 4mm gaps around them and no visible hinges or grilles. Our Integrated models can be seamlessly hidden behind your cabinetry, or you can purchase our stainless steel door panel.

Mix & Match

These modular refrigerators and freezers can be mixed and matched, with different sizes and finishes. Installed side by side or individually throughout the kitchen, you can create a cooling solution to suit your lifestyle. Customise with your own kitchen cabinetry and handles, or purchase our stainless steel door panel and handle options.

Chill Mode

Keep ready-to-eat food fresher for longer with Chill mode (-1.5 to 0°C). Chill mode is a perfect solution for everyday life. It keeps meats, poultry and fish as cool as possible without freezing, retaining vital freshness and helps food retain its condition. It's also great for entertaining. Set one of the top two compartments to Chill mode to quickly bring beverages down to serving temperature.

Clever Energy

ActiveSmart™ Foodcare learns how you live. It is technology that understands how you use your freezer and adjusts temperature, airflow and humidity inside to help keep food fresher for longer.

Simple Installation

Our Integrated products are easy to install, whether you are renovating your kitchen or designing a new one. Adjustable front and rear feet allow for uneven floors alongside adjustable door panels that can be customised to match your kitchen. These models are designed to easily slide into place as separate units – a perfect fit for European design kitchens.

Ease Of Use

Using the intuitive touch-sensitive control panel, you can easily adjust the temperature to suit. Beautiful to use, the freezer door is family safe with a soft-close mechanism.

SPECIFICATIONS

Accessories (included)

Hinge change (from left hinge to right hinge)	•
Joiner kit	AJRS19LR

Accessories (sold separately)

Door panel set stainless steel	Right & Left hinge RD6019
Handle kit Classic	AHCLRDSF
Handle kit Contemporary round, aluminium	AHSRDSF
Handle kit Contemporary square fine, aluminium	AHD5RDSF
Handle kit Contemporary square fine, black	AHD5RDSFB
Toe kick stainless steel 1200mm	AKRS12010
Toe kick stainless steel 1800mm	AKRS18010
Toe kick stainless steel 600mm	AKRS06010
Water filter replacement	847200 - FWC3

Capacity

Total gross capacity	327 L
Volume	303 L
Volume freezer	303 L

Features

Adjustable door shelves	2
SmartTouch control panel	•

Freezer Features

Automatic ice maker	•
Bottle chill	•
Door alarm	•
Fast freeze	•
Freezer bins	4
Ice Boost	•
Ice making rate per day	1 kg
LED bin lighting	•
LED ceiling lighting	•
LED side lighting	•

Installation Dimensions

Minimum inside width of cabinetry frame	600 mm
Minimum internal depth of cabinetry	600 mm
Minimum internal height of cabinetry	1880 mm

Performance

ActiveSmart™ Foodcare	•
-----------------------	---

Adaptive defrost	•
Frost free	•
Inverter controlled compressor	•
Sabbath mode	•
Triple evaporator	•
Variable temperature zones	3

Power requirements

Amperage	10 A
Supply frequency	50 Hz
Supply voltage	230 V



Product dimensions

Depth	576 mm
Height	1870 mm
Width	592 mm

SKU	26214
-----	-------

The product dimensions and specifications in this page apply to the specific product and model. Under our policy of continuous improvement, these dimensions and specifications may change at any time. You should therefore check with Fisher & Paykel's Customer Care Centre to ensure this page correctly describes the model currently available. © Fisher & Paykel Appliances Ltd 2020

Other product downloads available at fisherpaykel.com

- ↓ 2D-DWG Integrated Refrigeration - K08 Hinge
- ↓ 2D-DWG Freezer
- ↓ 2D-DWG Freezer with Custom Panel
- ↓ 2D-DXF Integrated Refrigeration - K08 Hinge
- ↓ 2D-DXF Freezer
- ↓ 2D-DXF Freezer with Custom Panel
- ↓ 2D-DXF Integrated Refrigeration - Panel Preparation
- ↓ Archicad 23 Freezer
- ↓ Declaration of Conformity ZH
- ↓ Energy Label ZH
- ↓ Installation Guide EN
- ↓  ZH
- ↓ Planning Guide EN
- ↓ Planning Guide ZH
- ↓ Revit 18 Freezer
- ↓ Rhino 5 Freezer
- ↓ Rhino 5 Freezer with Custom Panel
- ↓ Rhino 5 Freezer Door with Classic Round Handle
- ↓ Rhino 5 Freezer Door with Contemporary Round Handle
- ↓ Rhino 5 Freezer Door with Professional Round Flush Handle
- ↓ Rhino 5 Freezer Door with Square Fine Black Handle
- ↓ Rhino 5 Freezer Door with Square Fine Handle
- ↓ Sketchup 8 Freezer
- ↓ Sketchup 8 Freezer with Custom Panel
- ↓ Sketchup 8 Freezer Door with Classic Round Handle
- ↓ Sketchup 8 Freezer Door with Contemporary Round Handle
- ↓ Sketchup 8 Freezer Door with Professional Round Flush Handle
- ↓ Sketchup 8 Freezer Door with Square Fine Black Handle
- ↓ Sketchup 8 Freezer Door with Square Fine Handle
- ↓ User Guide Integrated Refrigeration EN
- ↓  ZH
- ↓

All appliances use energy, and energy usage typically generates carbon emissions. **Fisher & Paykel Appliances' In-use Energy Carbon Emissions Estimate** indicates carbon emissions from a product's in-use energy. This is calculated either annually or per cycle, using the product's market-specific energy label energy consumption data multiplied by the carbon emissions factor for energy in your country or region.

Our In-use Energy Carbon Emissions Estimate is designed to assist customers in making informed purchasing decisions when comparing different Fisher & Paykel products. For example, a heat pump dryer typically has a lower In-use Energy Carbon Emissions Estimate than a vented dryer.

Where applicable: